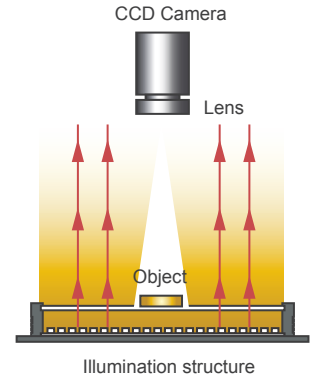
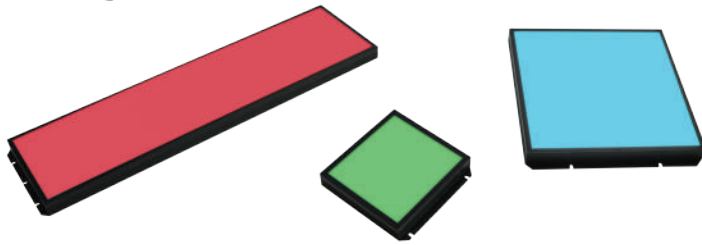


# BL Series

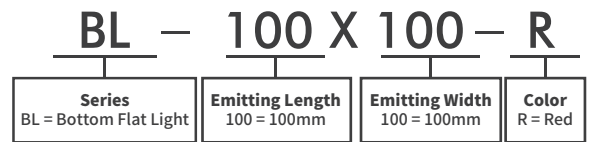
## Bottom Flat Lights



### ◆ Product Features

- High density SMD LED distributed, high brightness, high uniformity
- Suitable for appearance/outline and projection inspection
- Suitable for transparent object's defect inspection
- Standard mold shell, compact and slim structure to save the installation space
- Customized emitting area, wavelength and color temperature

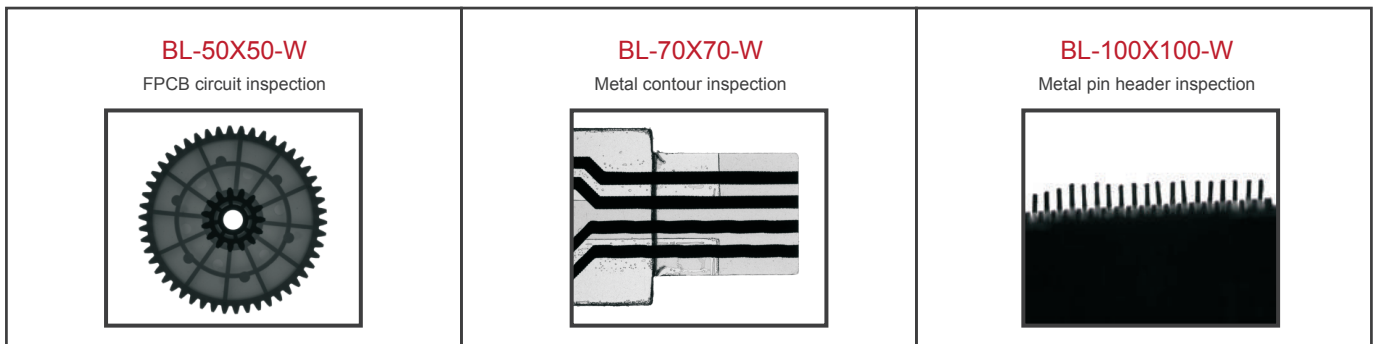
### ◆ Model Guide



### ◆ Specification Table

Model	Voltage	Color	Power (W)		Dimensions (mm)			Diagrams
			●	●●○	Length	Width	Height	
BL-27X27	24V	●●●○	1	1.5	49	37	16	1
BL-30X18	24V	●●●○	0.7	0.7	53	20	8	2
BL-32X32	24V	●●●○	2	2	46	34	10	3
BL-50X50	24V	●●●○	5	5	58	52	10	4
BL-51X51	24V	●●●○	4	5	73	61	16	5
BL-70X70	24V	●●●○	6.5	6.5	78	72	10	6
BL-83X75	24V	●●●○	6.5	10	97	93	16	7
BL-100X60	24V	●●●○	6.5	10	110	82	16	8
BL-100X100	24V	●●●○	11	11	122	110	16	9
BL-120X120	24V	●●●○	16	20	151	130	16	-
BL-140X105	24V	●●●○	12.5	19	150	127	16	10
BL-150X150	24V	●●●○	20	28	172	160	16	11
BL-160X120	24V	●●●○	15.5	24	170	142	16	12
BL-200X150	24V	●●●○	21.8	30.5	210	172	16	13
BL-211X200	24V	●●●○	23.5	33	222	221	16	14
BL-224X170	24V	●●●○	26.5	35.8	234	192	16	15
BL-250X148	24V	●●●○	21.8	30.5	260	170	16	16
BL-310X135	24V	●●●○	34.4	43	332	145	16	-
BL-370X250	24V	●●●○	52	65	380	272	17	-
BL-378X95	24V	●●●○	28.8	36	400	105	16	-
BL-378X120	24V	●●●○	36.8	46	400	130	16	-
BL-390X290	24V	●●●○	40	50	410	310	42	-

### ◆ Case Pictures



◆ Linear Diagram

(mm)

