


LCIR Series

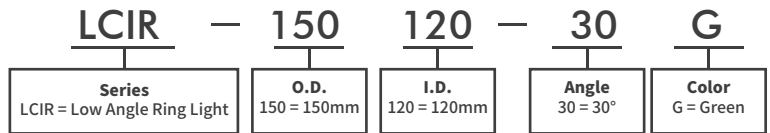
Low Angle Ring Lights



◆ Product Features

- High density LED array, high brightness
- Customized LED beam angle and illumination angle available
- Compact design to save the installation space


◆ Model Guide



◆ Specification Table

Model	Voltage	Color	Power (W)		Dimensions (mm)			Diagrams
			●	●●○	O.D.	I.D.	Angle	
LCIR-4318-30	24V	●●●○	2.8	3.6	43	18	30	1
LCIR-4820-30	24V	●●●○	1.5	2.5	48	20	30	2
LCIR-5022-30	24V	●●●○	1.5	2.5	50	22	30	3
LCIR-6630-30	24V	●●●○	3	4.5	66	30	30	4
LCIR-7446-30	24V	●●●○	3.5	4	74	46	30	5
LCIR-10070-30	24V	●●●○	6.5	7	100	70	30	6
LCIR-13296-15	24V	●●●○	7.2	12	132	96	15	7
LCIR-150120-30	24V	●●●○	10	15.3	150	120	30	8
LCIR-170134-20	24V	●●●○	9.5	15.8	170	134	20	9
LCIR-180132-30	24V	●●●○	16.5	23	180	132	30	10
LCIR-208171-25	24V	●●●○	11	16.5	208	171	25	11

◆ Case Pictures



◆ Dimensional Drawing

(mm)

<p>1</p> <p>4-M3 depth 4 20 20 45° Ø43 Ø18 17 (300-500)</p> <p>LCIR-4318-30</p>	<p>2</p> <p>4-M3 depth 4 P.C.D Ø38 45° Ø48 Ø20 18.5 300</p> <p>LCIR-4820-30</p>	<p>3</p> <p>4-M3 depth 4 P.C.D Ø40 45° Ø50 Ø22 16 300</p> <p>LCIR-5022-30</p>
<p>4</p> <p>4-M3 depth 4 P.C.D Ø49.5 45° Ø66 Ø30 22 300</p> <p>LCIR-6630-30</p>	<p>5</p> <p>4-M3 depth 4 P.C.D Ø60 45° Ø74 Ø46 19 300</p> <p>LCIR-7446-30</p>	<p>6</p> <p>4-M3 depth 4 P.C.D Ø84 45° Ø100 Ø70 22 300</p> <p>LCIR-10070-30</p>
<p>7</p> <p>4-M3 depth 4 P.C.D Ø116 45° Ø132 Ø96 22 300</p> <p>LCIR-13296-15</p>	<p>8</p> <p>4-M3 depth 4 P.C.D Ø140 45° Ø150 Ø120 22 300</p> <p>LCIR-150120-30</p>	<p>9</p> <p>4-M3 depth 4 P.C.D Ø154 45° Ø170 Ø134 22 300</p> <p>LCIR-170134-20</p>
<p>10</p> <p>4-M3 depth 4 P.C.D Ø160 45° Ø180 Ø132 23 300</p> <p>LCIR-180132-30</p>	<p>11</p> <p>4-M3 depth 4 P.C.D Ø186 45° Ø208 Ø171 22 300</p> <p>LCIR-208171-25</p>	