


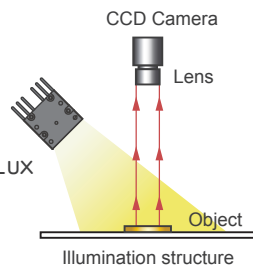
# LLSW/LLS-PAR Series

無風扇高亮度線光源

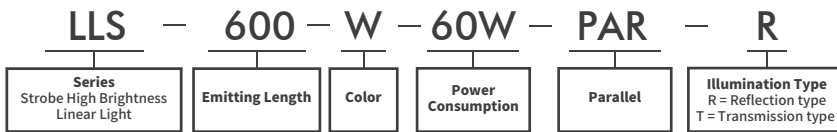
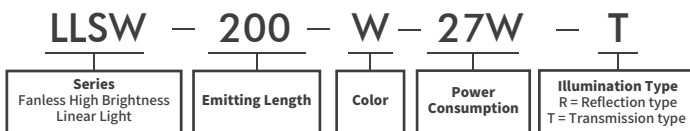


## ◆ 產品特色

- 適用於高速/高解析度的Line Scan取像
- LLS-PAR為平行光型，LLSW為發散光型
- 更高光效率，不需要散熱風扇
- 更高亮度LLS-PAR > 500K Lux；LLSW > 1M Lux
- 提供overdrive閃頻最高至2倍亮度
- 可客製長度，最長可達3.2米

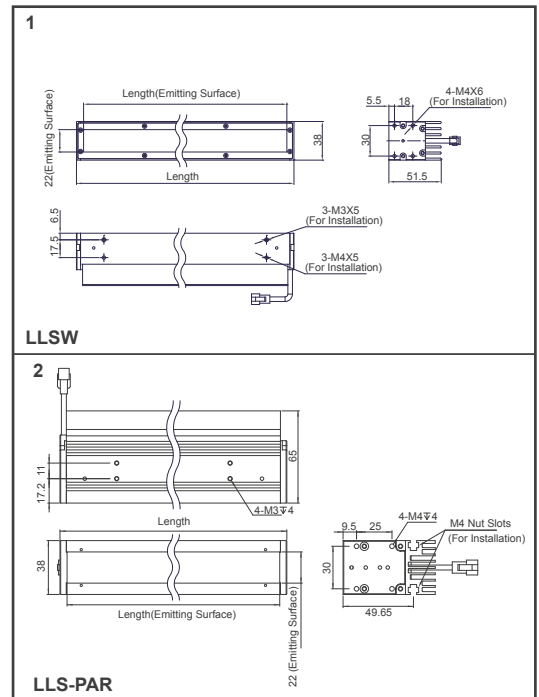


## ◆ 產品型號



## ◆ 產品尺寸圖

(mm)



## ◆ 系列規格表

Model	Color	Current / Power	No. of Channel	Dimensions (mm)			Diagrams
				Length	Width	Height	
LLSW-100	● ● ● ○	0.5A / 16W	1	114	51.5	38	1
LLSW-150	● ● ● ○	0.5A / 20W	1	164	51.5	38	1
LLSW-200	● ● ● ○	0.5A / 27W	2	214	51.5	38	1
LLSW-300	● ● ● ○	0.5A / 33W	2	314	51.5	38	1
LLSW-400	● ● ● ○	0.75A / 45W	2	414	51.5	38	1
LLSW-500	● ● ● ○	0.75A / 54W	2	514	51.5	38	1
LLSW-600	● ● ● ○	0.75A / 60W	2	614	51.5	38	1
LLSW-1200	● ● ● ○	0.75A / 120W	4	1214	51.5	38	1
Model	Color	Current / Power	No. of Channel	Dimensions (mm)			Diagrams
LLS-100-PAR	● ● ● ○	0.5A / 16W	1	114	65	38	2
LLS-150-PAR	● ● ● ○	0.5A / 20W	1	160	65	38	2
LLS-200-PAR	● ● ● ○	0.5A / 27W	2	214	65	38	2
LLS-300-PAR	● ● ● ○	0.5A / 33W	2	314	65	38	2
LLS-400-PAR	● ● ● ○	0.75A / 45W	2	414	65	38	2
LLS-500-PAR	● ● ● ○	0.75A / 54W	2	514	65	38	2
LLS-600-PAR	● ● ● ○	0.75A / 60W	2	614	65	38	2
LLS-1200-PAR	● ● ● ○	0.75A / 120W	4	1214	65	38	2

※ 僅限搭配定電流驅動器，並請注意額定電流