

# CL/CL2/CL3/CLSP/HICL2 Series

## Coaxial Lights/High Power Coaxial Lights



### ◆ Product Features

- High density SMD LED and automatic welding to reach high brightness
  - Special heat conducting materials and compact structure design without cooling fan
  - Solid mounting method and flexible installation
  - Apply high rank coating spectroscopy to provide high quality optical result
  - Suitable for inspecting scratches and other defect in highly reflective surface
- CLSP series with compact design to save installation space

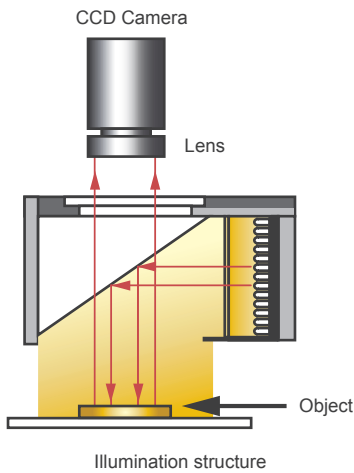
### ◆ Specification Table

Model	Voltage	Color	Power (W)		No. of Channel	Dimensions (mm)			Diagrams
			●	●●○		Length	Width	Height	
CL-20	24V	●●●○	1.7	1.5	1	46	30	26	1
CL-30	24V	●●●○	2.5	2.5	1	56	38	36	2
CL2-40	24V	●●●○	4.3	6	1	86	50	47	3
CL2-50	24V	●●●○	7	9	1	75	60	56.2	4
CL2-60	24V	●●●○	10	10	1	106	70	67	5
CL2-70	24V	●●●○	11	11	1	120	85.4	79	6
CL2-90	24V	●●●○	24	18	1	130	98	87	7
CL2-100	24V	●●●○	18	22	1	146	110	107	8
CL2-120	24V	●●●○	24	30	1	168	135	132	9
CL2-130X80	24V	●●●○	40	50	1	147	130	87	10
CL2-150	24V	●●●○	48	60	1	198	165	162	11
CL2-180X80	24V	●●●○	28	35	1	190	126	80	12
CLSP-40	24V	●●●○	2	2.5	1	52	50	47	13
CL3-40	24V	●●●○	4.3	6	1	86	50	47	3
CL3-50	24V	●●●○	10	10	1	95	60	55	4
CL3-60	24V	●●●○	12	12	1	106	70	67	5
CL3-70	24V	●●●○	15	15	1	120	85.4	79	6
CL3-100	24V	●●●○	24	24	1	146	110	107	8

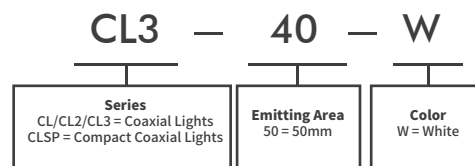
  

Model	Color	Current / Power	No. of Channel	Dimensions (mm)			Diagrams
				Length	Width	Height	
HICL2-50	●●●○	1.5A / 18W	1	190.8	70	70	14
HICL2-250X100	●●●○	2A / 90W	1	264	173	116	15
HICL2-300	●●●○	1.25A / 200W	4	370	314	316	16

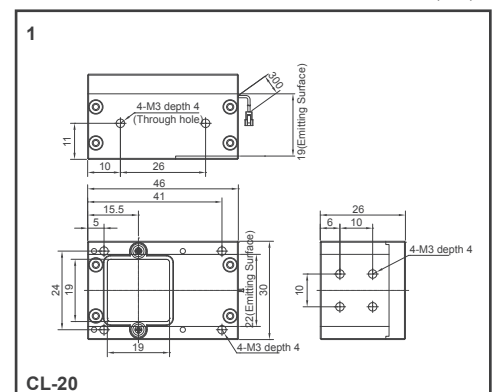
※ HICL2 Only operated by constant current LED driver, and please pay attention to rated current



### ◆ Model Guide



### ◆ Dimensional Drawing



### ◆ Case Pictures



